

# GC pre-treatment guide of indirect restorations



GLASS- CERAMICS  
(feldspathic ceramics,  
leucite-reinforced ceramics  
& lithium disilicate)

p. 1



METAL & PORCELAIN  
FUSED TO METAL

p. 1




ZIRCONIA & ALUMINA  
COMPOSITE  
HYBRID CERAMICS

p. 2

p. 2

p. 3



FIBER POST

p. 3



Discover more  
information on  
GC luting solutions  
and pre-treatment  
guidelines at

[luting.gceurope.com](http://luting.gceurope.com)

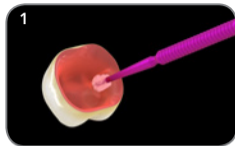


**GC**



## PRE-TREATMENT OF GLASS- CERAMIC RESTORATION (feldspathic ceramics, leucite-reinforced ceramics & lithium disilicate).

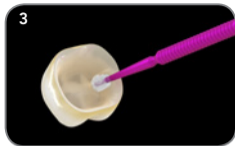
Example: GC Initial LRF (leucite-reinforced ceramics) & GC Initial LiSi Press (lithium disilicate)



1  
Etch with hydrofluoric acid (~ 5-9%) for 60 sec. in case of feldspathic & leucite-reinforced ceramics and for 20 sec. in case of lithium disilicate.



2  
Rinse and dry.



3  
Apply G-Multi PRIMER.\*1



4  
Dry with an air syringe.

\*1: When using Fuji PLUS or FujiCEM 2, the use of a primer is not mandatory.

## PRE-TREATMENT OF METAL & PORCELAIN FUSED TO METAL RESTORATION.

Example: GC Initial Cast NP with GC's veneering ceramic GC Initial MC



1  
If not done by the lab, sandblast ( $Al_2O_3 \leq 50\mu m$ ).



2  
Rinse and dry.



3  
Apply G-Multi PRIMER.\*2



4  
Dry with an air syringe.

\*2: When using Fuji I, Fuji PLUS, FujiCEM 2 or G-CEM LinkAce, the use of a primer is not mandatory.

## PRE-TREATMENT OF ZIRCONIA OR ALUMINA RESTORATION.

Example: GC Initial Zirconia Disk



1  
If not done by the lab, sandblast  
( $Al_2O_3 \leq 50\mu m$ ).



2  
Rinse and dry.



3  
Apply G-Multi PRIMER.\*<sup>3</sup>



4  
Dry with an air syringe.

\*<sup>3</sup>: When using Fuji I, Fuji PLUS, FujiCEM 2 or G-CEM LinkAce, the use of a primer is not mandatory.

## PRE-TREATMENT OF COMPOSITE RESTORATION.

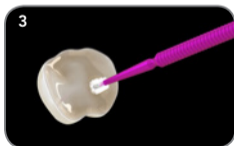
Example: GC GRADIA PLUS



1  
If not done by the lab, sandblast  
( $Al_2O_3 \leq 50\mu m$ ).



2  
Rinse and dry.



3  
Apply G-Multi PRIMER.\*<sup>4</sup>



4  
Dry with an air syringe.

\*<sup>4</sup>: When using Fuji PLUS or FujiCEM 2, the use of a primer is not mandatory.



## PRE-TREATMENT OF HYBRID CERAMIC RESTORATION.

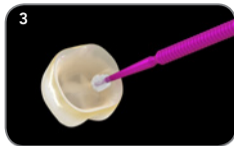
Example: GC CERASMART



1  
If not done by the lab, sandblast ( $\text{Al}_2\text{O}_3 \leq 50\mu\text{m}$ ). Alternatively, for CERASMART, if you don't have a sandblaster, apply hydrofluoric acid for 60 sec.



2  
Rinse and dry.



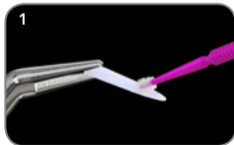
3  
Apply G-Multi PRIMER.




4  
Dry with an air syringe.

## PRE-TREATMENT OF FIBER POST.

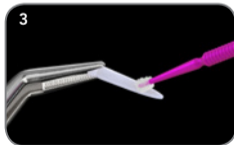
Example: GC Fiber Post




1  
Clean with alcohol.



2  
Dry.



3  
Apply G-Multi PRIMER.



4  
Dry with an air syringe.