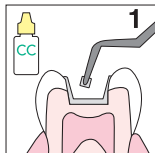
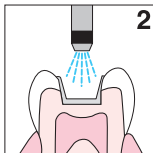


GC Fuji IX GP EXTRA TECHNIQUE GUIDE *'GC'*

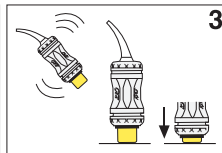
Prior to use, carefully read the instructions for use.



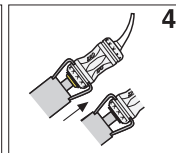
Apply GC Cavity Conditioner (10 sec.) or Dentin Conditioner (20 sec.)



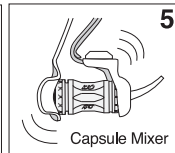
Rinse and gently dry.



Shake and tap. Depress plunger.



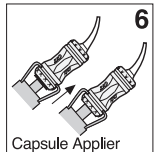
Click once to activate.



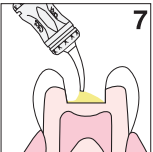
Mix for 10 sec.



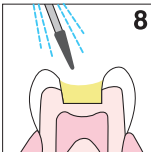
Working time is 1 min. 15 sec. from start of mix.



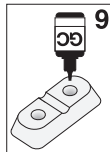
Click twice to prime capsule.



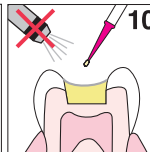
IMMEDIATELY dispense within 10 sec. after mix. Pack and contour. Avoid moisture contamination and dry-out.



Final finish after 2 min. 30 sec. from start of mix.

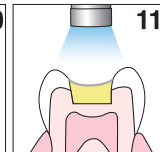


Dispense a few drops of G-COAT PLUS. Close cap immediately.



Apply G-COAT PLUS. **DO NOT AIR BLOW.**

*Alternatively, apply GC Fuji VARNISH (blow dry) or GC Fuji COAT LC (light cure)



Light cure for 20 sec.

